



GERBER

GH-305 Series

Single Control Pressure Balance Valve

Features:

- Ceramic disc cartridge
- Solid brass maintenance stops
- IPS/Sweat connection
- Back to back installation feasible
- Fit all trim kits: Logan Square™, Wick Park™, Brianne™, Abigail™, Riverdale®, Carol Stream™, Waveland™, Allerton™, Maxwell®, Viper™, Kaia, South Shore, Mid-Town
- Thin wall installation bracket included
- Single pack available on selective items
- Gerber Pak, 6 pcs per carton, available on all SKUs
- Valve will perform at ASSE 1016 standards when flow rate is restricted to 2.0 gpm

Standards & Certifications:

- ASME A112.18.1M
- IAPMO/cUPC
- MASS Code

Catalog Numbers:

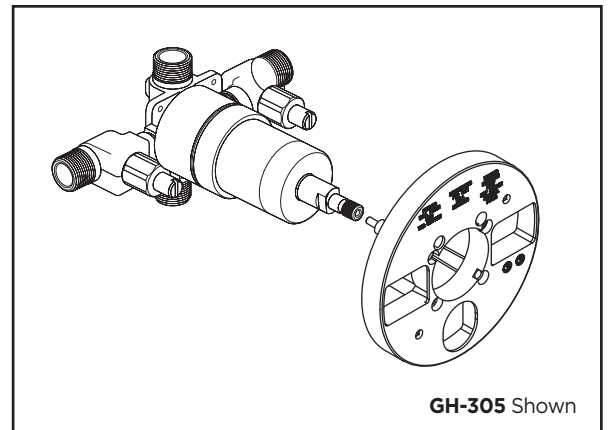
- GH-301** IPS/sweat connections, less stops, single pak
GH-301-PK IPS/sweat connections, less stops, Gerber pak
GH-305 IPS/sweat connections, with stops, single pak
GH-305-PK IPS/sweat connections, with stops, Gerber pak

Prefixes Available:

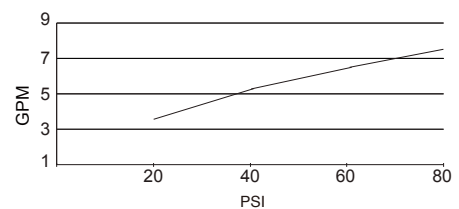
None

Suffixes Available:

-PK Gerber Pak

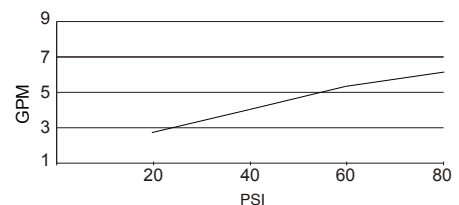


Flow Rate (Hot and Cold Mixed)



GH-301(PK)

Flow Rate (Hot and Cold Mixed)



GH-305(PK)

| | |
|--------------------|--|
| Job Name | |
| Date | |
| Model Specified | |
| Quantity | |
| Customer | |
| Contractor | |
| Architect/engineer | |

Gerber Toll Free Technical Support: 1-888-648-6466
www.gerberonline.com



Single Control Pressure Balance Valve



S.BGH305 11/14