



Features:

- Ceramic disc cartridge
- Solid brass maintenance stops
- IPS/Sweat connection
- Back to back installation feasible
- Fit all trim kits: Logan Square™, Wick Park™, Brianne™, Abigail™, Riverdale®, Carol Stream™, Waveland™, Allerton™, Maxwell®, Viper™, Kaia, South Shore, Mid-Town
- Thin wall installation bracket included
- Single pack available on selective items
- Gerber Pak, 6 pcs per carton, available on all SKUs
- Valve will perform at ASSE 1016 standards when flow rate is restricted to 2.0 gpm

Standards & Certifications:

- ASME A112.18.1M
- IAPMO/cUPC
- MASS Code

Catalog Numbers:

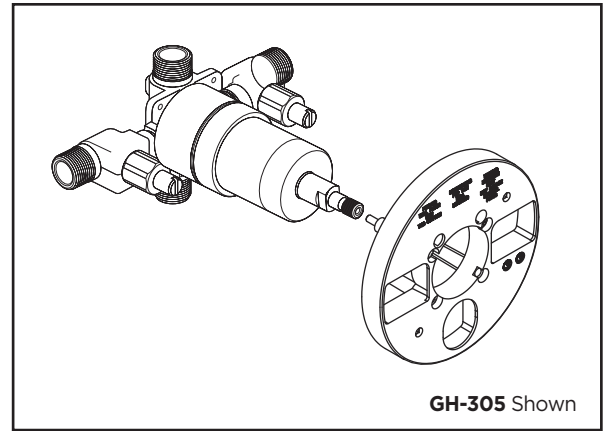
- GH-301** IPS/sweat connections, less stops, single pak
- GH-301-PK** IPS/sweat connections, less stops, Gerber pak
- GH-305** IPS/sweat connections, with stops, single pak
- GH-305-PK** IPS/sweat connections, with stops, Gerber pak

Prefixes Available:

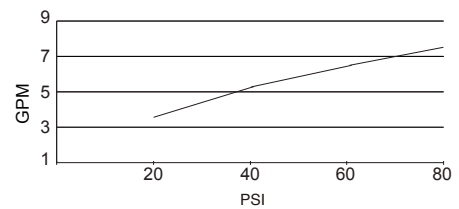
None

Suffixes Available:

-PK Gerber Pak

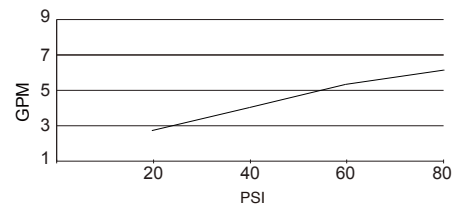


Flow Rate (Hot and Cold Mixed)



GH-301(PK)

Flow Rate (Hot and Cold Mixed)



GH-305(PK)

Job Name	
Date	
Model Specified	
Quantity	
Customer	
Contractor	
Architect/engineer	

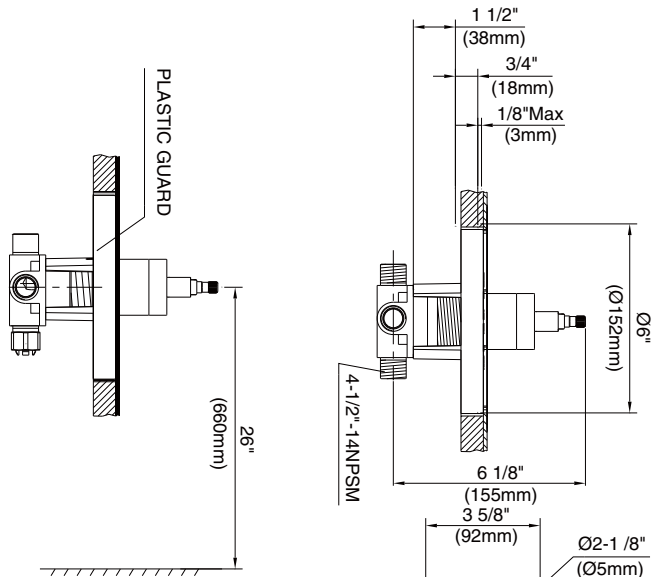
Gerber Toll Free Technical Support: 1-888-648-6466
www.gerberonline.com



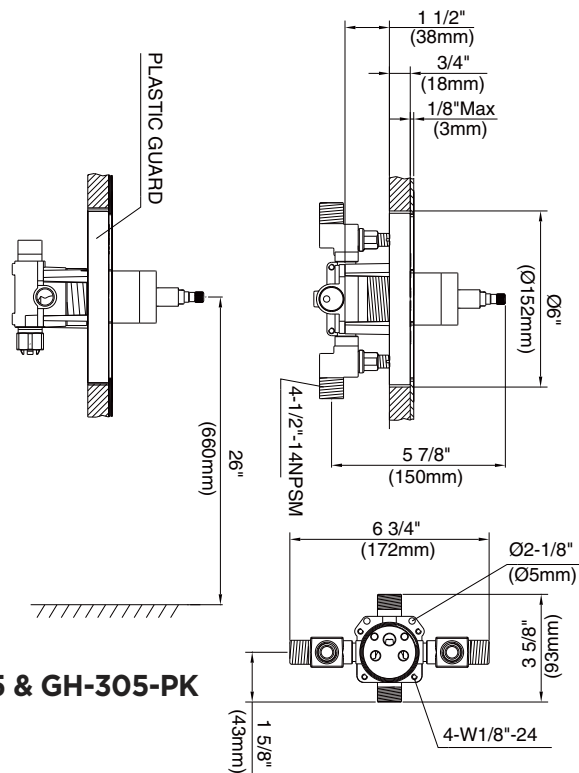
GERBER

GH-305

Single Control Pressure Balance Valve



GH-301 & GH-301-PK



GH-305 & GH-305-PK

Gerber Toll Free Technical Support: 1-888-648-6466
www.gerberonline.com