



GERBER

49-111 Series

High Efficiency Showerhead










Features:

- Transitional styling
- 3 1/2" diameter showerhead
- Single function
- 2.0 gpm (7.6 L/min) / 1.75 gpm (6.6 L/min) / 1.5 gpm (5.7 L/min) maximum @ 80 psi
- Chrome, brushed nickel, oil rubbed bronze or tumbled bronze finish available
- Brass ball joint
- Air Injection™, Dual Valve™ and Pressure Manifold™ technology
- Meet WaterSense criteria - conserve water without sacrificing performance

Standards & Certifications:

- IAPMO/cUPC
- Mass Code
- WaterSense

Catalog Numbers:

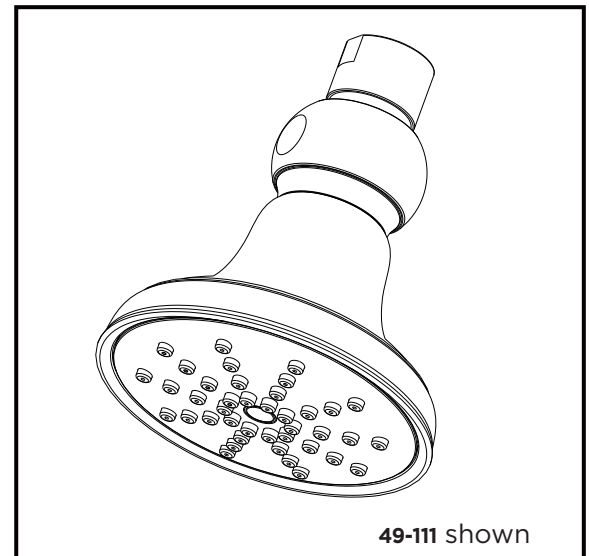
49-110	2.5 gpm, Chrome
49-110-BN	2.5 gpm, Brushed Nickel
49-110-BR	2.5 gpm, Tumbled Bronze
49-111 	2.0 gpm, Chrome
49-111-BN 	2.0 gpm, Brushed Nickel
49-111-RB 	2.0 gpm, Oil Rubbed Bronze
49-111-BR 	2.0 gpm, Tumbled Bronze
49-114 	1.75 gpm, Chrome
49-114-BN 	1.75 gpm, Brushed Nickel
49-114-RB 	1.75 gpm, Oil Rubbed Bronze
49-114-BR 	1.75 gpm, Tumbled Bronze
49-115 	1.5 gpm, Chrome

Prefixes Available:

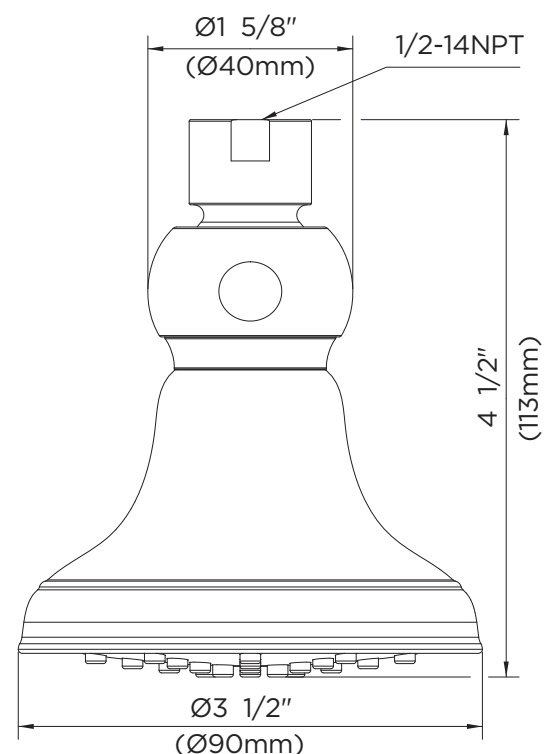
None

Suffixes Available:

BN-Brushed Nickel
RB-Oil Rubbed Bronze
BR-Tumbled Bronze



49-111 shown



Job Name	
Date	
Model Specified	
Quantity	
Customer	
Contractor	
Architect/engineer	